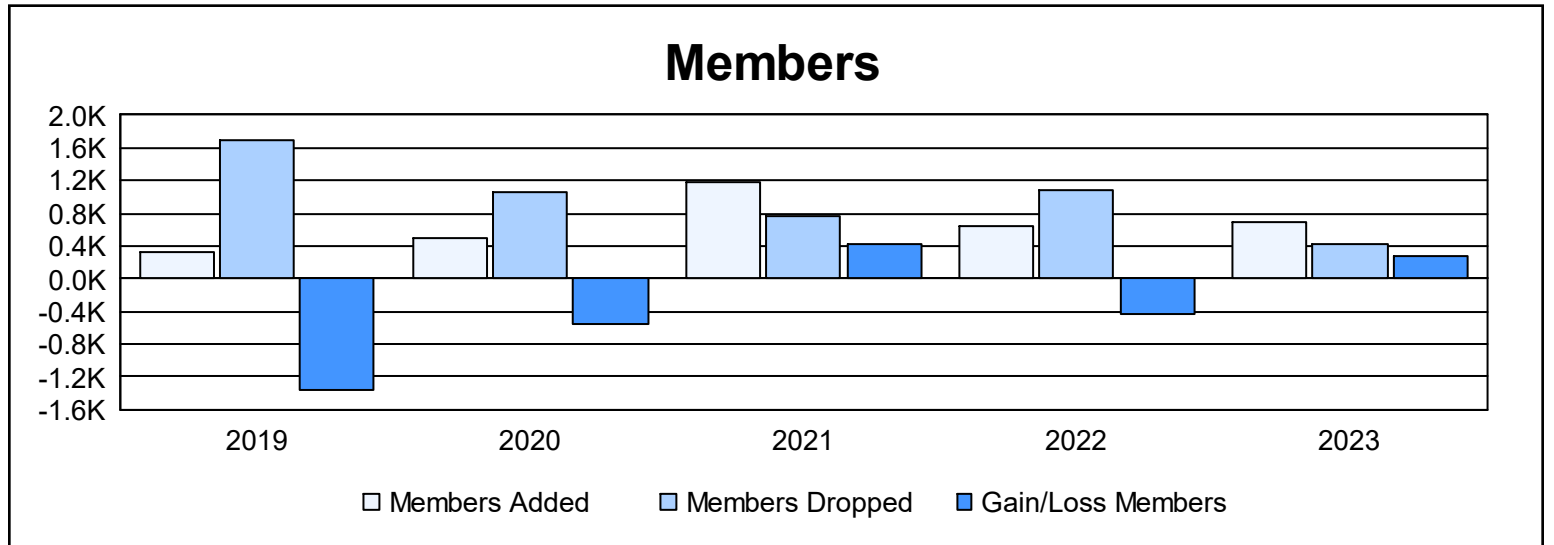
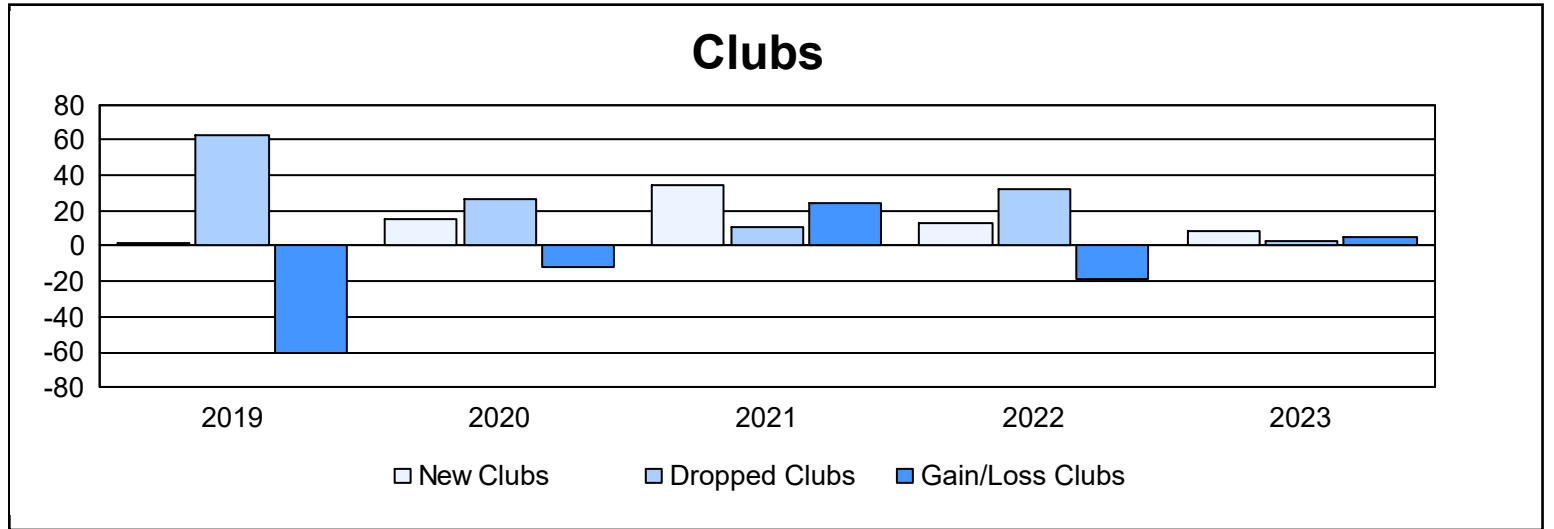
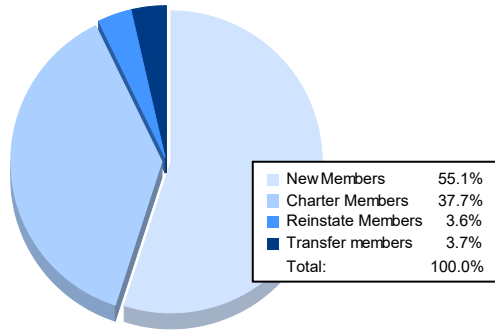


| Year           | New Clubs | Dropped Clubs | Gain/ Loss Clubs | New Members | Charter Members | Reinstate Members | Transfer Members | Total Member Added | Total Members Dropped | Gain/ Loss Members |
|----------------|-----------|---------------|------------------|-------------|-----------------|-------------------|------------------|--------------------|-----------------------|--------------------|
| 2018-2019      | 2         | 63            | -61              | 225         | 77              | 24                | 0                | 326                | 1,683                 | -1,357             |
| 2019-2020      | 15        | 27            | -12              | 160         | 326             | 10                | 7                | 503                | 1,053                 | -550               |
| 2020-2021      | 35        | 11            | 24               | 239         | 822             | 106               | 15               | 1,182              | 769                   | 413                |
| 2021-2022      | 13        | 32            | -19              | 184         | 378             | 40                | 35               | 637                | 1,078                 | -441               |
| 2022-2023      | 8         | 3             | 5                | 386         | 264             | 25                | 26               | 701                | 421                   | 280                |
| <b>Average</b> | <b>15</b> | <b>27</b>     | <b>-13</b>       | <b>239</b>  | <b>373</b>      | <b>41</b>         | <b>17</b>        | <b>670</b>         | <b>1,001</b>          | <b>-331</b>        |



### Membership Composition June 2023 Cumulative



### Gender Composition June 2023 Cumulative

